

Legacies of Conflict: Evidence from the Poverty and Social Exclusion Survey 2012

Armagh 14 May 2014

**Mike Tomlinson
Queen's University Belfast**

www.poverty.ac.uk

What happened?

- ❖ Prevalence of each type of experience
- ❖ Intensity of experience
- ❖ When worst experience took place

To whom did it happen?

- Gender
- Community background
- Age
- Households

What are the impacts?

- ✧ Unemployment
- ✧ Deprivation
- ✧ Poor mental and physical health

What happened?

❖ Prevalence of each type of experience

<i>Did you experience...? Someone killed</i>	% of adults
No-one close was killed	65.2
A close friend was killed	10.7
A close relative was killed	10.0
Someone else you knew personally was killed	24.7

❖ Intensity of experience

<i>Did you experience...? Someone killed</i>	% of adults
Either close friend OR relative was killed	17.1
Two or more of close friend, close relative and other	6.7

What happened?

- ❖ Prevalence of each type of experience

<i>Did you experience...? Someone physically injured</i>	% of adults
No-one you knew was injured	67.0
A close friend was injured	10.7
A close relative was injured	11.6
Someone else you knew personally was injured	20.5

- ❖ Intensity of experience

<i>Did you experience...? Someone physically injured</i>	% of adults
Either close friend OR relative was killed	17.1
Two or more of close friend, close relative and other	6.7

What happened?

❖ Prevalence of each type of experience

<i>Did you witness...?</i> Violent event	% of adults
No Troubles event	43.4
Rioting	35.6
A bomb explosion	33.0
Gunfire	22.4
Someone being assaulted	19.6
Other serious violence	10.0
A murder	3.0

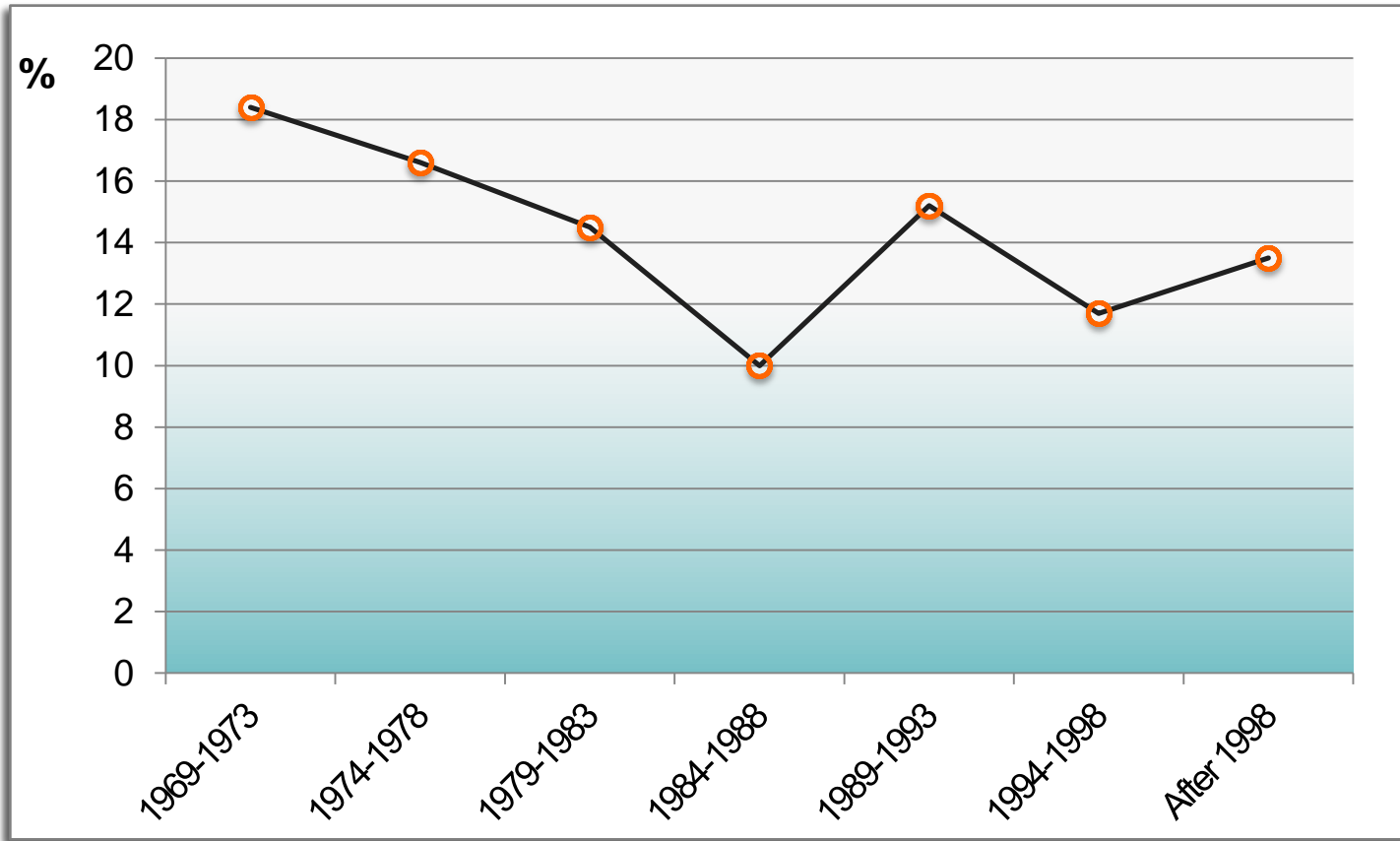
What happened?

- ❖ Prevalence of each type of experience

<i>Other events...?</i>	% of adults
Know someone who spent time in prison	19.0
House searched by police/army	8.8
Move house due to attack, intimidation, threats...	4.4
Leave job due to attack, intimidation, threats...	3.7

What happened?

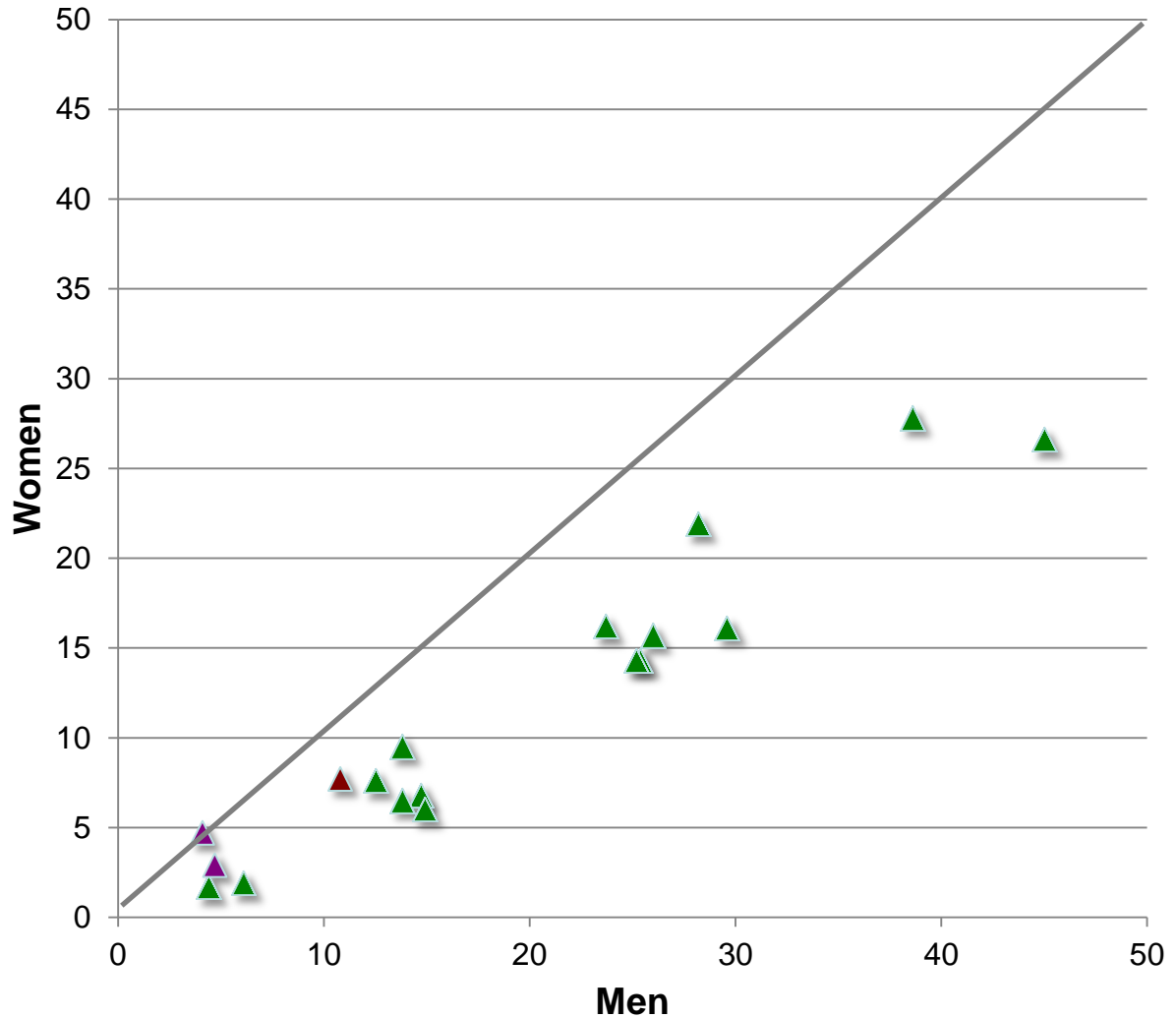
❖ When worst experience took place



To whom did it happen?

➤ Gender

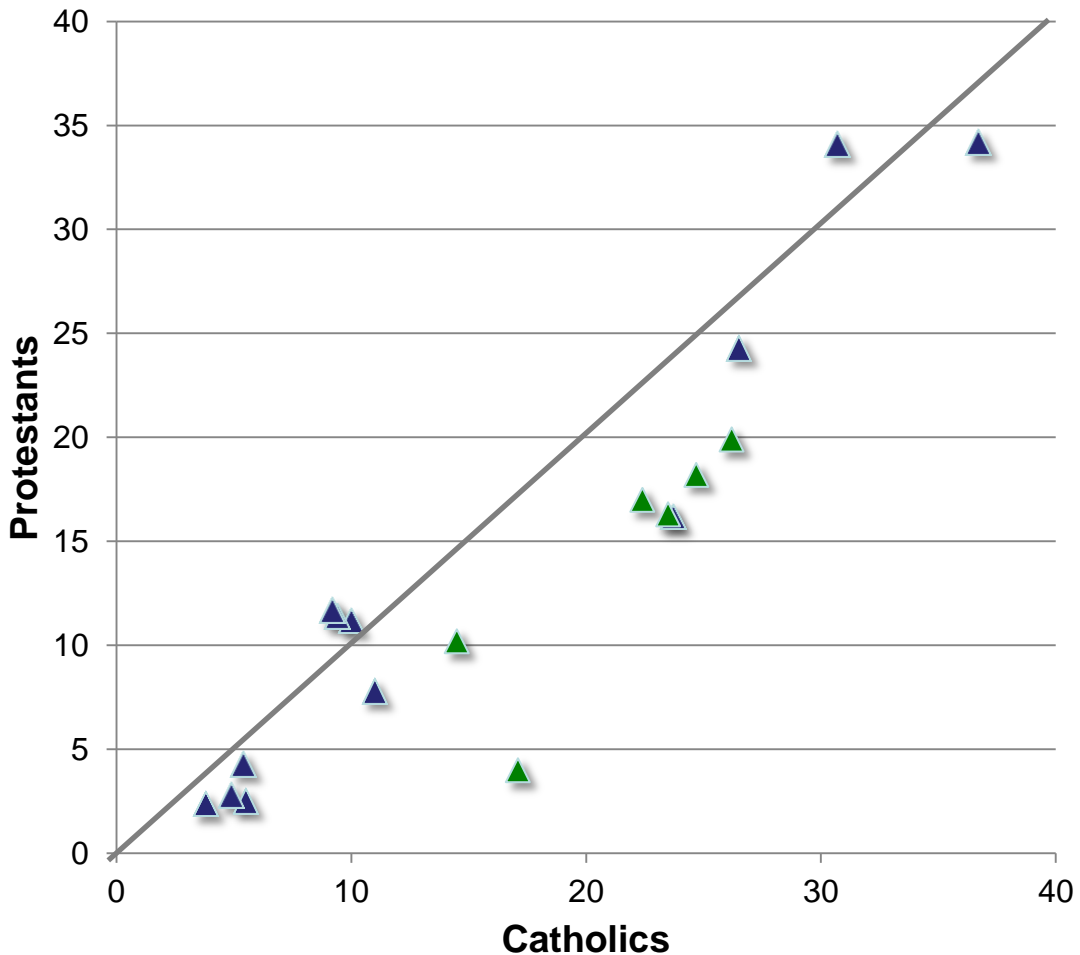
- Close friend killed
- Close relative killed
- Someone else killed
- Self injured
- Close friend injured
- Close relative injured
- Someone else injured
- Witnessed bomb
- Witnessed murder
- Witnessed gunfire
- Witnessed rioting
- Witnessed assault
- Witnessed other serious violence
- Known prisoner
- House searched
- Moved house
- Left job
- Known prisoner



To whom did it happen?

➤ Community background

- Close friend killed
- Close relative killed
- Someone else killed
- Self injured
- Close friend injured
- Close relative injured**
- Someone else injured**
- Witnessed bomb
- Witnessed murder
- Witnessed gunfire**
- Witnessed rioting
- Witnessed assault**
- Witnessed other serious violence
- House searched**
- Moved house Left job
- Known prisoner**



To whom did it happen?

- Age: 45-64 yr olds compared to 16-34 yr olds

	Risk Ratio		Risk Ratio
CFK	3.7	Pris	0.8
CRK	1.5	PrisS	1.8
SelfI	1.6	PrisCF	2.1
CFI	3.0	PrisCR	0.5
CRI	1.7	HSE	2.5
WitB	3.9	MVH	1.7
WitM	3.2	MVJ	3.3
WitG	3.2	WitR	1.2
WitO	0.8	WitA	0.7

To whom did it happen?

➤ Households

	Single Pensioner	Pensioner adults only	Single non-pensioner	Non-pensioner adults	Single parent	Adults + children	All adults
CFK	9.1	11.6	16.2	14.2	9.3	6.5	10.7
Selfl	5.5	2	9.9	2.7	2.9	3.6	3.9
WitM	2.3	3.4	5.8	2.7	1.7	2.5	3

What are the impacts?

- ✧ Unemployment
- ✧ Deprivation

%	1. NONE	2. KO	3. IO	4. K+I
Up to 12 months unemployed in last 5 years	6.4	7.1	11.5	5.0
12 months or more unemployment in last five years	9.8	7.7	10.9	10.5
Deprivation 3+	30.2	24.2	39.4	38.2

Experience of Violence Index (EVI)

Experience of someone killed in Troubles:

A close friend/s was killed

A close relative/s was killed

Someone else that you knew
personally was killed

Experience of someone injured in Troubles:

I was physically injured

A close friend was physically injured

A close relative was physically
injured

Someone else you know personally
was physically injured

Witnessed particular events in Troubles:

A Bomb explosion

A murder

Gunfire

Rioting

Someone being assaulted

Other serious violence

Spent time in prison because of Troubles:

Yourself

Close friends

Close relatives

Other relatives

Others

Whether house ever searched by police

Number of times house searched

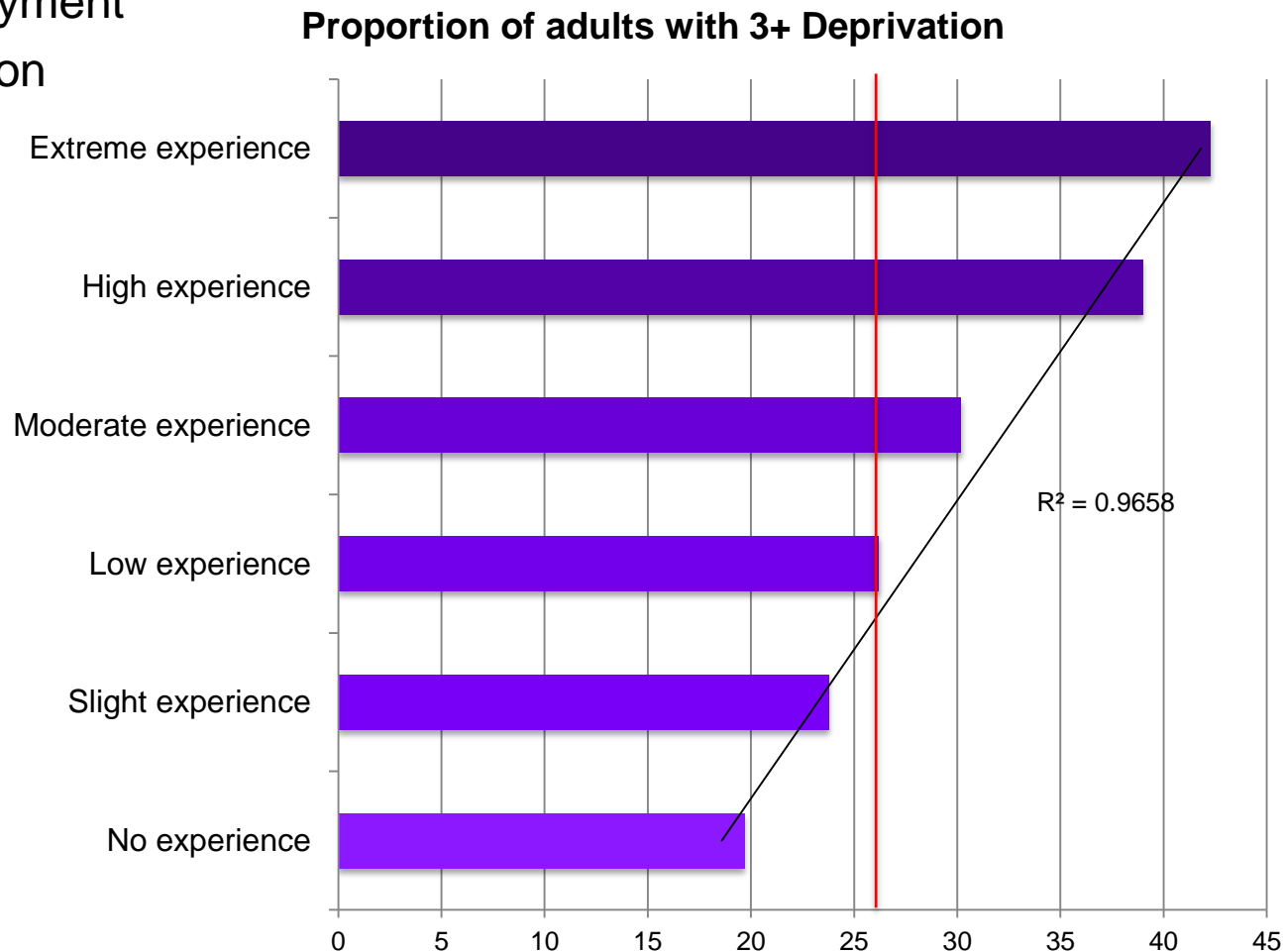
*Whether moved house due to attack,
intimidation, threats or harassment*

*Whether left a job because of an attack,
intimidation, threats or harassment*

**21 indicators combined into single scale
(0-100). Values range from 0 to 82.5.**

What are the impacts?

- ✧ Unemployment
- ✧ Deprivation



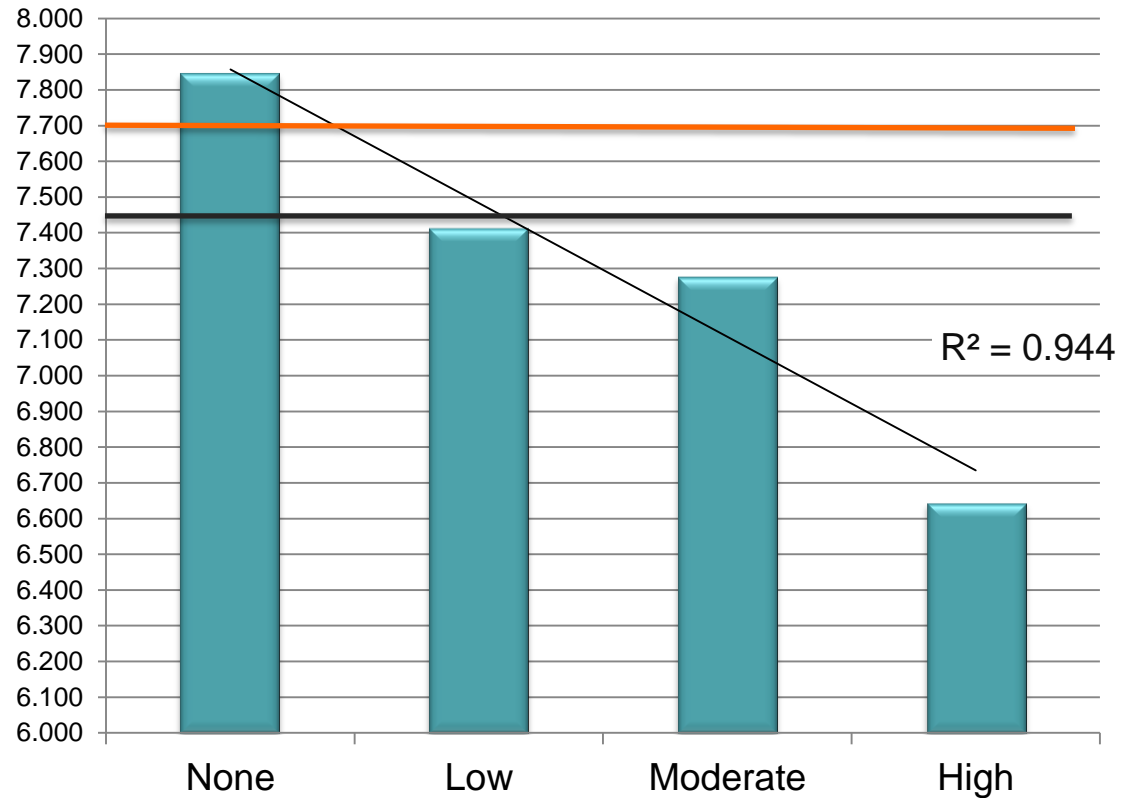
What are the impacts?

✧ Poor mental and physical health: *Life Satisfaction*

	0 to 4	5 to 6	7 to 10	Ave rating
<i>GB 2012-2013</i>				
All	5.75	17.22	77.03	7.45
Disabled	12.57	24.33	63.09	6.82
Unemployed	14.10	28.77	57.14	6.58
<i>PSE-NI 2012</i>				
CFK	15.7	21.4	62.9	6.89
Selfl	17.8	24.5	57.8	6.45
CFI	12.3	19.3	68.4	7.03
WitM	23.3	18	58.7	6.6
No Troubles experience	5.4	13.6	81.1	7.68

What are the impacts?

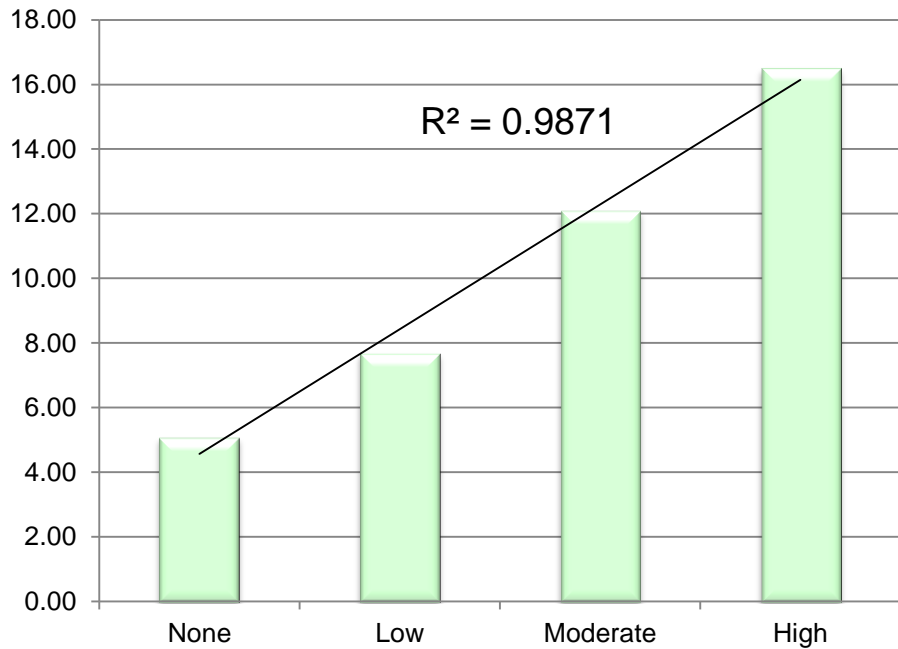
✧ Poor mental and physical health: *Life Satisfaction*



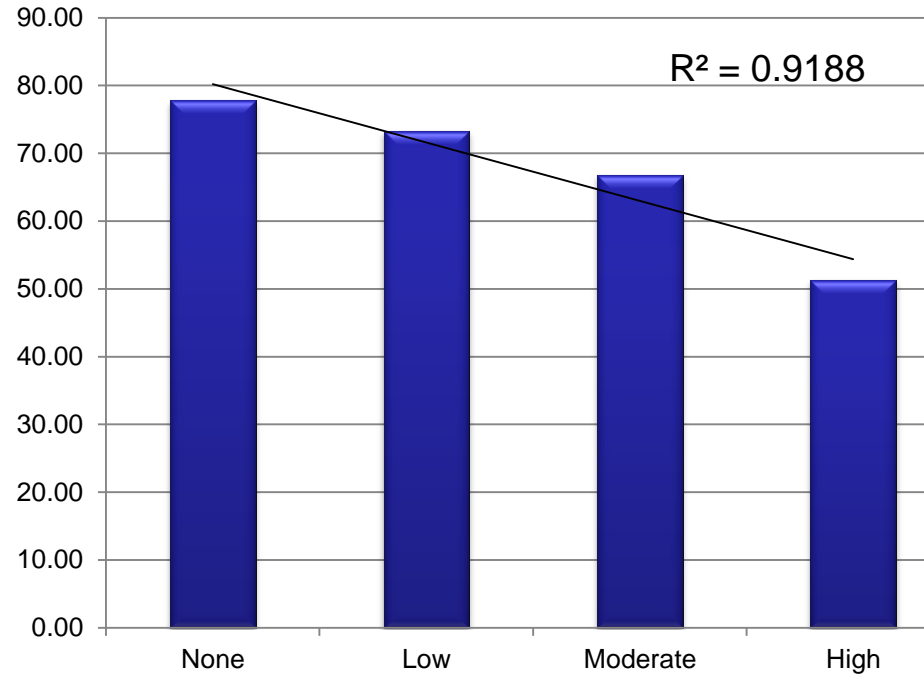
What are the impacts?

✧ Poor mental and physical health: *General Health*

Bad/very bad health by Troubles experience



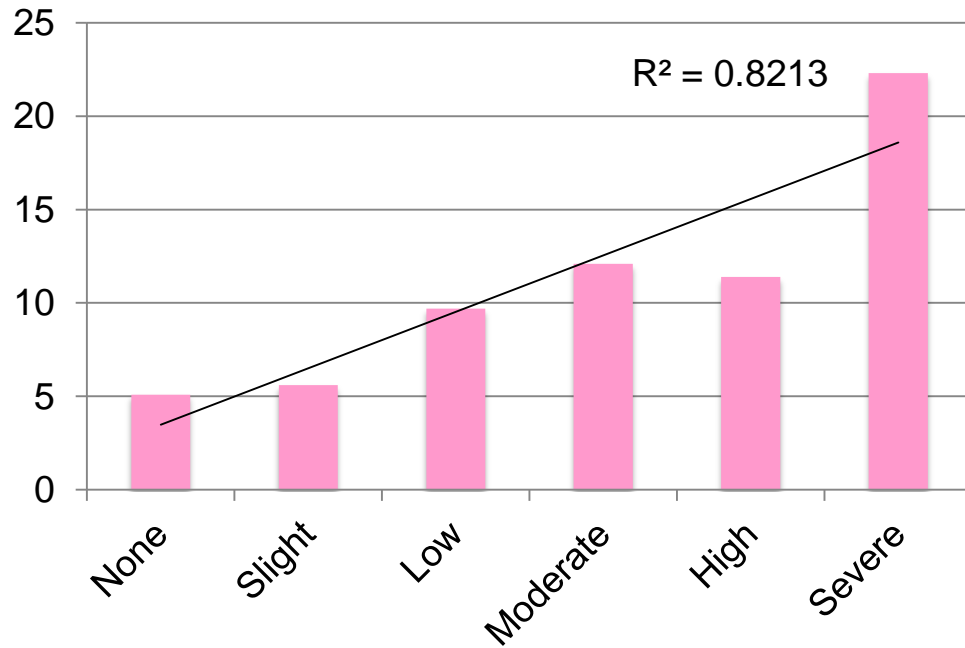
Very good/good health by Troubles experience



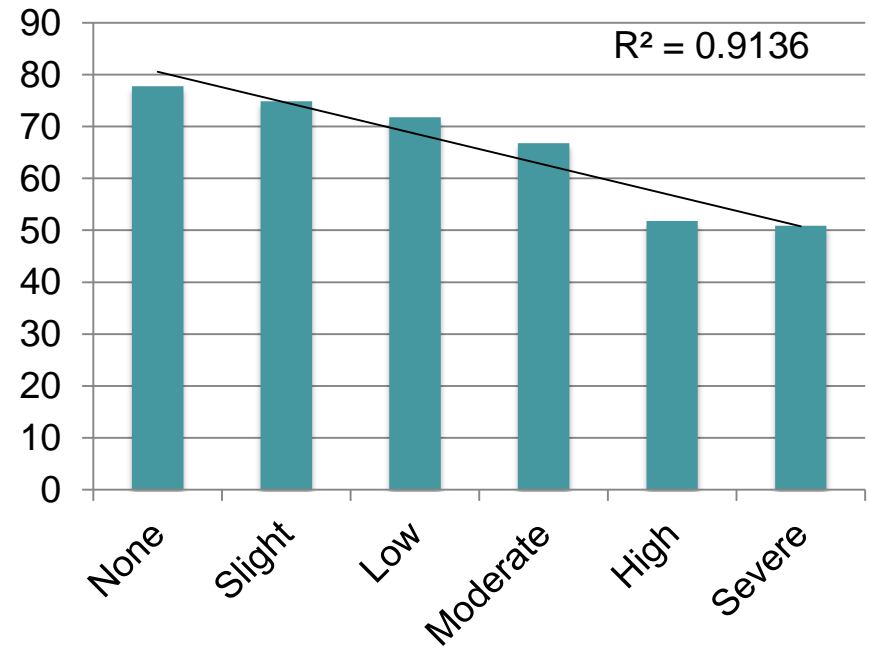
What are the impacts?

✧ Poor mental and physical health: *General Health*

Very bad/bad health by Troubles experience



Very good/good health by Troubles experience



What are the impacts?

✧ Poor mental health

Proportion of adults with GHQ-12, 4+ scores

